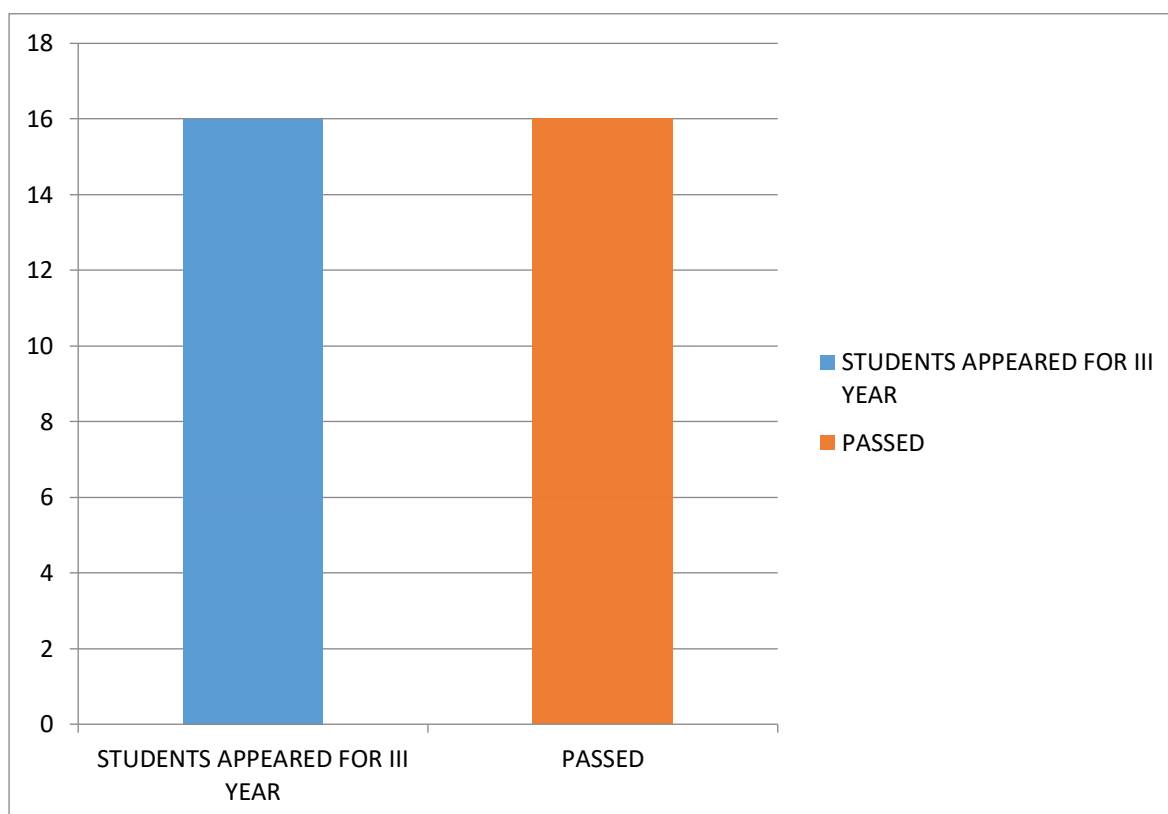


## RESULT ANALYSIS:

The result analysis of the department academic year wise is as follow:

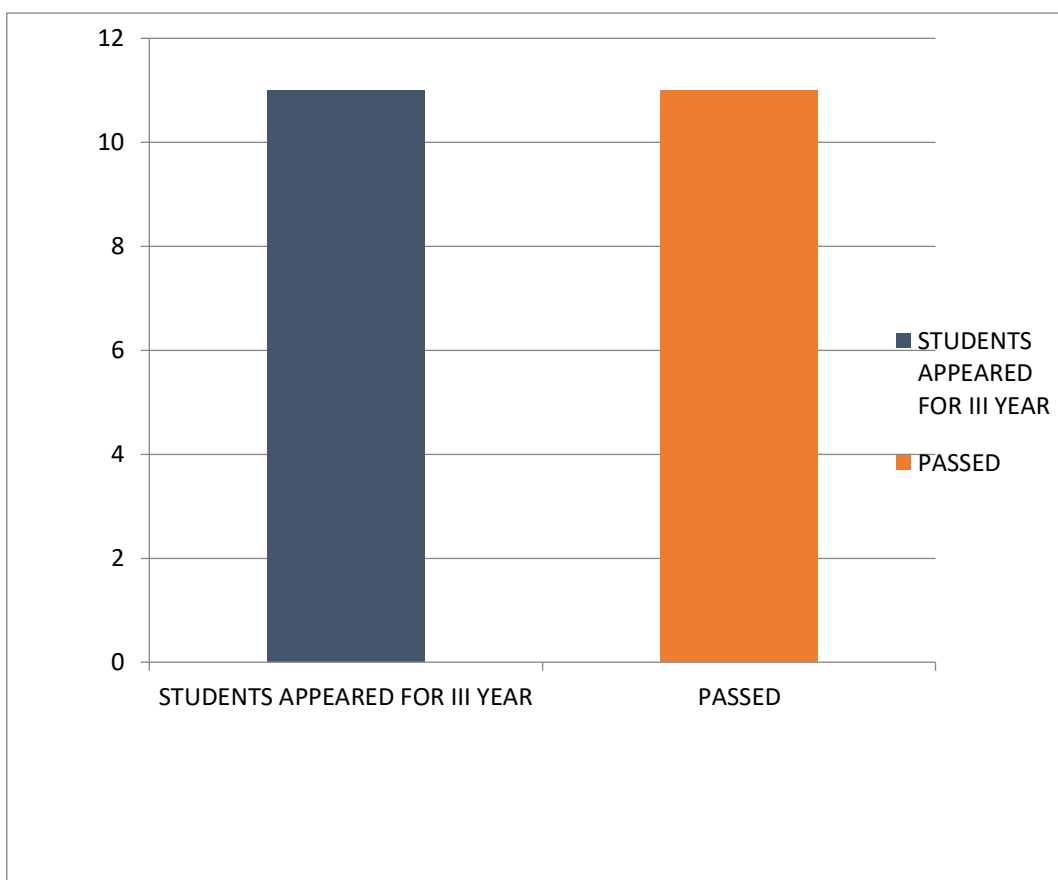
Table – 1: ANNUAL EXAMINATION RESULT ANALYSIS : 2017-2020

YEAR	NAME OF THE PROGRAMME	STUDENTS APPEARED FOR III YEAR	PASSED	PASS PERCENTAGE
2017-2020	B.A (HEP)	16	16	100%
TOTAL		16	16	100%



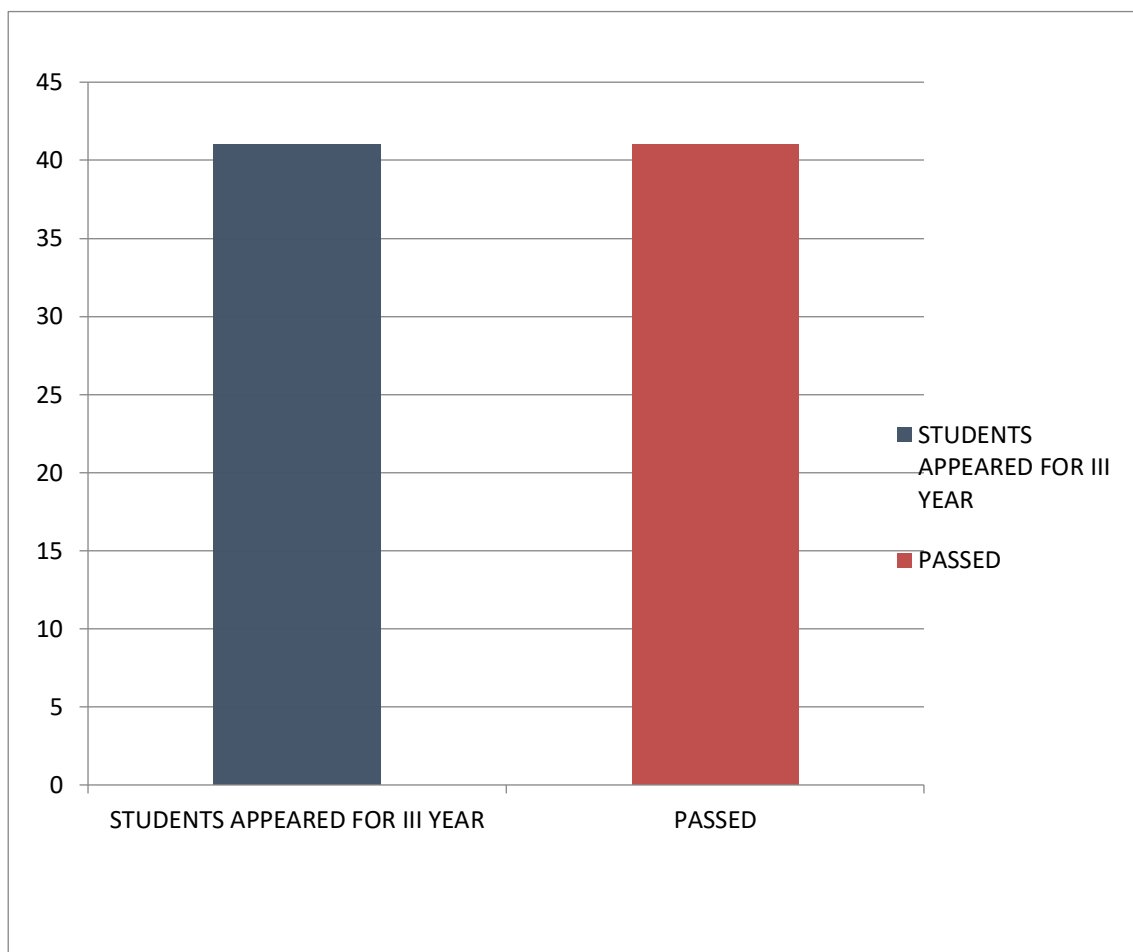
**Table – 2: ANNUAL EXAMINATION RESULT ANALYSIS : 2018-2021**

<b>YEAR</b>	<b>NAME OF THE PROGRAMME</b>	<b>STUDENTS APPEARED FOR III YEAR</b>	<b>PASSED</b>	<b>PASS PERCENTAGE</b>
<b>2018-2021</b>	<b>B.A (HEP)</b>	<b>11</b>	<b>11</b>	<b>100%</b>
<b>TOTAL</b>		<b>11</b>	<b>11</b>	<b>100%</b>



**Table – 3: ANNUAL EXAMINATION RESULT ANALYSIS : 2019-2022**

<b>YEAR</b>	<b>NAME OF THE PROGRAMME</b>	<b>STUDENTS APPEARED FOR III YEAR</b>	<b>PASSED</b>	<b>PASS PERCENTAGE</b>
<b>2019-2022</b>	<b>B.A (HEP)</b>	<b>41</b>	<b>41</b>	<b>100%</b>
<b>TOTAL</b>		<b>41</b>	<b>41</b>	<b>100%</b>



**Table – 4: ANNUAL EXAMINATION RESULT ANALYSIS : 2020-2023**

<b>YEAR</b>	<b>NAME OF THE PROGRAMME</b>	<b>STUDENTS APPEARED FOR III YEAR</b>	<b>PASSED</b>	<b>PASS PERCENTAGE</b>
<b>2018-2021</b>	<b>BA (HEP)</b>	<b>15</b>	<b>15</b>	<b>100%</b>
<b>TOTAL</b>		<b>15</b>	<b>15</b>	<b>100%</b>

